



Climate Test Chambers ClimeEvent




Illustration is similar, contains options



Test whatever you like.

From bricks to circuit boards - in research, development and quality control, you won't want to take any chances. We'll support you.



From the North Pole to the Tropics.

Seasonal differences, different climatic zones - your products must be able to withstand a variety of temperatures during manufacturing, transport, storage and use. The Climate Test Chambers ClimeEvent help you to test the influence of temperature and humidity on the properties, function and lifespan of your products. Reproducible, certified and under accelerated conditions.

Lots to test? No problem!

When testing your products, you must adhere to numerous test standards and carry out long-term tests. Our test chambers are designed for these situations. Our models cover a wide range of applications and satisfy every need. For specific requirements, you can upgrade every system with many options based on your individual needs.

Perfection in performance, equipment and design.

Climate Test Chambers ClimeEvent.

Precisely engineered.

We know what matters for your tests: reliable, precise and reproducible results. That's why we design our test chambers to meet exactly these demands. Because incorrect results lead to incorrect conclusions. With your needs in mind, we already eliminate any interference factors during the design phase, relying on our comprehensive expertise and years of experience.



Perfectly manufactured.

For us, quality is our daily business. We use only high-quality materials and manufacture many of the components for our test chambers in-house. In addition, we have regular quality checks in place throughout the entire production process.



Absolutely low maintenance.

Set up, plug in, start the test. The intelligent, compatible control elements and intuitive user interface guarantee easy operation. Easily accessible maintenance elements ensure minimal service times. Diagnostics and inspection systems in every machine additionally shorten downtimes and optimise maintenance periods.

Highlights at a glance:

- New, eco-friendly refrigerant
- Optimised airflow and temperature distribution
- WEBSeason® web-based user interface



i Our innovative Test Chambers are available as **weissttechnik** or **vötschtechnik**.

More equipment, right from the start.



Basic equipment setting standards.



Illustration is similar, contains options

You can find further details on equipment in our technical descriptions. **Contact us.**

Exterior



- **Move safely into the future - using the new refrigerant**

The new refrigerant R449A is used in all Climate Test Chambers ClimeEvent. The GWP value of just 1397 ensures safe usage even after 2030 and the refrigerant does not have to be replaced. As a result, we are already surpassing the future statutory standards today therefore future-proofing your tests, making the equipment easier to maintain and more environmentally friendly.

Interior



- **Art of engineering for more performance**

The smartly engineered air guidance and the supply and exhaust air control system, which comes as standard, ensure the best performance in its class for ClimeEvent.

- **No chance for dirt or corrosion**

The test chamber floor is made of highly-alloyed, extra corrosion-resistant stainless steel 1.4404. Thanks to special welding, smooth surfaces, rounded corners and complex stamped grid layers, the test chamber is easy to clean. Standard humidity bath flushing prevents contamination of humidification water.

- **Reliably tested**

The humidity of the test space air is measured according to the internationally valid psychrometric measuring principle. The life time of the psychrometer wick is considerably increased due to a self-cleaning mechanism.


Regulation & Control



- **Into the age of connectivity - with WEBSeason®**



You can use the innovative user interface **WEBSeason** to program, control and monitor your tests at any time and anywhere, even from your tablet or smartphone. Language and units can be set to suit the user and the settings can be saved. In this way, **WEBSeason** provides a new dimension of flexibility and efficiency.

 Our innovative Test Chambers are available as **weisstechnik** or **vötschtechnik**.

Tailor-made testing.

Optional equipment for individual solutions.

Exterior



- **Comprehensive ESD protection**
To make sure that electrostatic discharging doesn't become a problem for you, we have developed a whole range of protective measures. We unload the static charges created by operating staff, the test space and the test items brought in via shared earthing, for example. In addition, door seals, silicone plugs, the door lock and the external paint are available as a conductive version.
- **Mobile and flexible**
Two fixed and two swivel castors allow for sufficient flexibility in the mobile version.

Interior



- **Makes heavy loads child's play**
Thanks to strengthened shelf and heavy load rails for up to 500 kg surface load, you can test even heavy weights extensively.
- **High or low, whatever you prefer**
One or several drawers on telescopic rails can be flexibly positioned in the test chamber and offer secure support.

Regulation & Control



- **Set standards in communication**
With the software **SIMPATI**[®], operating, documenting and archiving your test sequences is very easy.

You can find further details on equipment in our technical descriptions. **Contact us.**



Illustration is similar, contains options

i Our innovative Test Chambers are available as **weisstechnik** or **vötschtechnik**.

Developed exclusively for you:
The unique software package
for the perfect test process.



XXL quality.

Climate Test Chambers for large components.




Illustration is similar, contains options

Higher, wider, bigger. Sometimes, it just has to be bigger: in the automotive supply, electrical and electronics industries and in material testing, both large components and complete assemblies are tested. For these tests, we have developed Climate Test Chambers with test spaces that are extra high - the ClimeEvent H series - and extra wide - the ClimeEvent W series - so that your XXL test specimens can easily fit and ease of use is ensured.

Basic equipment setting standards.

Exterior



- **Move safely into the future - using the new refrigerant**

Just as with the Climate Test Chambers in the compact series, we are also focussing on the new R449A refrigerant for the H and W series. In this way, we guarantee the environmentally friendly and safe testing of your XXL test specimens.

Regulation & Control



- **Into the age of connectivity - with WEBSeason®**

You can use the innovative user interface **WEBSeason** to program, control and monitor your tests at any time and anywhere, even from your tablet or smartphone. Language and units can be set to suit the user and the settings can be saved. In this way, **WEBSeason** provides a new dimension of flexibility and efficiency.



Optional equipment for individual solutions.

Exterior



- **Everything in view**

An observation window ensures that you have the best possible view. It can be installed on the right- or left-hand test space door as required.

You can find further details on equipment in our technical descriptions. **Contact us.**

Our innovative Test Chambers are available as **weisstechnik** or **vötschtechnik**.

Reliable control as standard:
Digital measurement and control system for
operating and monitoring the test chamber.



Convincing technology. Reliable results.

The performance data at a glance.

Type	Exterior housing dimensions ¹ , H x W x D	Test space dimensions, H x W x D	Minimum temperature ²	Maximum temperature	Temperature-changing rate cooling ³	Temperature-changing rate heating ³	Temperature deviation in time ⁴	Temperature homogeneity in space ⁵	Temperature gradient ⁶	Maximum heat compensation at +20 °C ⁷	Heat compensation at -20 °C	Minimum temperature ²	Maximum temperature	Dewpoint temperature range ⁸	Humidity range	Humidity constancy in time ⁹	Temperature homogeneity in time ⁴	Temperature homogeneity in space ⁵	Maximum heat compensation ⁷		
	mm	mm	°C	°C	K/min	K/min	K	K	K	W	W	°C	°C	°C	% RH	% RH	K	K	W		
PERFORMANCES FOR			TEMPERATURE TESTS									CLIMATE TESTS									
With temperature-changing speed of 0 K/min																					
ClimeEvent C/180/0	1800x895x1495	750x580x450	-10	+90	0.3	1.0	±0.1 to ±0.5	±0.5 to ±1.0	≤2.0	200		+10	+90	-3.0 to +89.5	10.0 to 98.0	±1.0 to ±3.0	±0.1 to ±0.3	±0.5 to ±1.0			
ClimeEvent C/340/0	1800x895x1810	750x580x765	-10	+90	0.3	1.0				200		+10	+90								
ClimeEvent C/600/0	2000x1115x1855	950x800x800	-5	+90	0.3	0.6				200		+10	+90								
ClimeEvent C/1000/0	2000x1415x2030	950x1100x950	0	+90	0.2	0.5				350		+10	+90								
ClimeEvent C/1500/0	2000x1415x2555	950x1100x1475	0	+90	0.2	0.4				350		+10	+90								
With temperature-changing speed of 3 K/min																					
ClimeEvent C/180/40/3	1800x895x1495	750x580x450	-42	+180	4.0	4.0	±0.1 to ±0.5	±0.5 to ±1.0	≤2.0	2300		+10	+95	-3.0 to +94.0	10.0 to 98.0	±1.0 to ±3.0	±0.1 to ±0.3	±0.5 to ±1.0		400	
ClimeEvent C/180/70/3	1800x895x1495	750x580x450	-72	+180	3.0	4.0				1500		+10	+95								400
ClimeEvent C/340/40/3	1800x895x1810	750x580x765	-42	+180	4.0	3.2				2300		+10	+95								400
ClimeEvent C/340/70/3	1800x895x1810	750x580x765	-72	+180	3.0	3.0				1500		+10	+95								400
ClimeEvent C/600/40/3	2000x1115x1855	950x800x800	-42	+180	3.0	4.0				2500		+10	+95								500
ClimeEvent C/600/70/3	2000x1115x1855	950x800x800	-72	+180	2.5	4.0				2500		+10	+95								500
ClimeEvent C/1000/40/3	2000x1415x2030	950x1100x950	-42	+180	3.0	4.0				4500		+10	+95								500
ClimeEvent C/1000/70/3	2000x1415x2030	950x1100x950	-72	+180	2.5	4.0				3000		+10	+95								500
ClimeEvent C/1500/40/3	2000x1415x2555	950x1100x1475	-42	+180	2.5	3.5				4200		+10	+95								500
ClimeEvent C/1500/70/3	2000x1415x2555	950x1100x1475	-72	+180	2.3	3.5				3000		+10	+95								500
ClimeEvent C/2000/40/3	2000x1415x3230	950x1100x2150	-42	+180	2.0	2.5				3500		+10	+95								500
ClimeEvent C/2000/70/3	2000x1415x3230	950x1100x2150	-72	+180	1.5	2.5				3000		+10	+95								500
With temperature-changing speed of 5 K/min																					
ClimeEvent C/180/40/5	1800x895x1495	750x580x450	-42	+180	8.0	8.0	±0.1 to ±0.5	±0.5 to ±1.0	≤2.0	4000	1300	+10	+95	-3.0 to +94.0	10.0 to 98.0	±1.0 to ±3.0	±0.1 to ±0.3	±0.5 to ±1.0		400	
ClimeEvent C/180/70/5	1800x895x1495	750x580x450	-72	+180	7.5	8.0				3000	3000	+10	+95								400
ClimeEvent C/340/40/5	1800x895x1810	750x580x765	-42	+180	6.8	7.0				4000	1300	+10	+95								400
ClimeEvent C/340/70/5	1800x895x1810	750x580x765	-72	+180	6.7	7.0				3000	3000	+10	+95								400

Our innovative Test Chambers are available as **weiss**technik or **vötsch**technik.

Convincing technology. Reliable results.

The performance data at a glance.

Type	Exterior housing dimensions ¹ , H x W x D	Test space dimensions, H x W x D	Minimum temperature ²	Maximum temperature	Temperature-changing rate cooling ³	Temperature-changing rate heating ³	Temperature deviation in time ⁴	Temperature homogeneity in space ⁵	Temperature gradient ⁶	Maximum heat compensation at +20 °C ⁷	Heat compensation at -20 °C	Minimum temperature ²	Maximum temperature	Dewpoint temperature range ⁸	Humidity range	Humidity constancy in time ⁹	Temperature homogeneity in time ⁴	Temperature homogeneity in space ⁵	Maximum heat compensation ⁷
	mm	mm	°C	°C	K/min	K/min	K	K	K	W	W	°C	°C	°C	% RH	% RH	K	K	W
PERFORMANCES FOR			TEMPERATURE TESTS									CLIMATE TESTS							
With temperature-changing speed of 5 K/min																			
ClimeEvent C/600/40/5	2000x1115x1855	950x800x800	-42	+180	6.5	6.0	±0.1 to ±0.5	±0.5 to ±1.0	≤2.0	5000	1650	+10	+95	-3.0 to +94.0	10.0 to 98.0	±1.0 to ±3.0	±0.1 to ±0.3	±0.5 to ±1.0	500
ClimeEvent C/600/70/5	2000x1115x1855	950x800x800	-72	+180	6.0	6.0				5000	5000	+10	+95						500
ClimeEvent C/1000/40/5	2000x1415x2030	950x1100x950	-42	+180	6.7	8.0				5000	1650	+10	+95						500
ClimeEvent C/1000/70/5	2000x1415x2030	950x1100x950	-72	+180	6.0	8.0				5000	5000	+10	+95						500
ClimeEvent C/1500/40/5	2000x1415x2555	950x1100x1475	-42	+180	6.3	7.0				5000	1650	+10	+95						500
ClimeEvent C/1500/70/5	2000x1415x2555	950x1100x1475	-72	+180	5.0	7.0				5000	5000	+10	+95						500
With temperature-changing speed of 10 K/min																			
ClimeEvent C/270/40/10	1950x895x2080	750x580x615	-42	+180	12.5	10.0	±0.1 to ±0.5	±0.5 to ±2.0	≤2.0	6000	2000	+10	+95	-3.0 to +94.0	10.0 to 98.0	±1.0 to ±3.0	±0.1 to ±0.3	±0.5 to ±1.0	400
ClimeEvent C/270/70/10	1950x895x2080	750x580x615	-72	+180	14.5	10.0				6000	6000	+10	+95						400
ClimeEvent C/480/40/10	2090x1115x2605	950x800x650	-42	+180	12.5	12.0				8000	3000	+10	+95						500
ClimeEvent C/480/70/11	2090x1115x2605	950x800x650	-72	+180	11.0	12.0				8000	8000	+10	+95						500
ClimeEvent C/600/70/10	2000x1115x1940	950x800x800	-72	+180	10.0	10.0				6000	6000	+10	+95						500
ClimeEvent C/800/40/10	2085x1415x2810	950x1100x800	-42	+180	12.0	12.0				8000	3000	+10	+95						500
ClimeEvent C/800/70/10	2085x1415x2810	950x1100x800	-72	+180	12.0	12.0				8000	8000	+10	+95						500
ClimeEvent C/1300/40/10	2085x1415x3335	950x1100x1325	-42	+180	11.5	11.0				8000	3000	+10	+95						500
ClimeEvent C/1300/70/10	2085x1415x3335	950x1100x1325	-72	+180	10.5	11.0				8000	8000	+10	+95						500
With temperature-changing speed of 15 K/min																			
ClimeEvent C/270/40/15	1950x895x2080	750x580x615	-42	+180	16.0	15.0	±0.1 to ±0.5	±0.5 to ±2.0	≤2.0	8000	3000	+10	+95	-3.0 to +94.0	10.0 to 98.0	±1.0 to ±3.0	±0.1 to ±0.3	±0.5 to ±1.0	400
ClimeEvent C/270/70/15	1950x895x2080	750x580x615	-72	+180	18.0	15.0				8000	8000	+10	+95						400
ClimeEvent C/480/40/15	2090x1115x2605	950x800x650	-42	+180	15.0	17.0				8000	3000	+10	+95						500
ClimeEvent C/480/70/15	2090x1115x2605	950x800x650	-72	+180	15.0	17.0				8000	8000	+10	+95						500
ClimeEvent C/800/40/15	2085x1415x2810	950x1100x800	-42	+180	18.0	16.0				8000	3000	+10	+95						500
ClimeEvent C/800/70/15	2085x1415x2810	950x1100x800	-72	+180	15.0	16.0				8000	8000	+10	+95						500
ClimeEvent C/1300/40/15	2085x1415x3335	950x1100x1325	-42	+180	17.0	16.0				8000	3000	+10	+95						500
ClimeEvent C/1300/70/15	2085x1415x3335	950x1100x1325	-72	+180	14.5	16.0				8000	8000	+10	+95						500

Our innovative Test Chambers are available as **weiss**technik or **vötsch**technik.

Convincing technology. Reliable results.

The performance data at a glance.

Type	Exterior housing dimensions ¹ , H x W x D	Test space dimensions, H x W x D	Minimum temperature ²	Maximum temperature	Temperature-changing rate cooling ³	Temperature-changing rate heating ³	Temperature deviation in time ⁴	Temperature homogeneity in space ⁵	Temperature gradient ⁶	Maximum heat compensation at +20 °C ⁷	Heat compensation at -20 °C	Minimum temperature ²	Maximum temperature	Dewpoint temperature range ⁸	Humidity range	Humidity constancy in time ⁹	Temperature homogeneity in time ⁴	Temperature homogeneity in space ⁵	Maximum heat compensation ⁷
	mm	mm	°C	°C	K/min	K/min	K	K	K	W	W	°C	°C	°C	% RH	% RH	K	K	W
PERFORMANCES FOR			TEMPERATURE TESTS									CLIMATE TESTS							
With temperature-changing speed of 20 K/min																			
ClimeEvent C/270/40/20	1950x895x2080	750x580x615	-42	+180	20.0	20.0	±0.1 to ±0.5	±0.5 to ±2.0	≤2.0	8000	3000	+10	+95	-3.0 to +94.0	10.0 to 98.0	±1.0 to ±3.0	±0.1 to ±0.3	±0.5 to ±1.0	400
ClimeEvent C/270/70/20	1950x895x2080	750x580x615	-72	+180	20.0	20.0				8000	8000	+10	+95						400
ClimeEvent C/480/40/20	2090x1115x2605	950x800x650	-42	+180	20.0	20.0				8000	3000	+10	+95						500
ClimeEvent C/480/70/20	2090x1115x2605	950x800x650	-72	+180	20.0	20.0				8000	8000	+10	+95						500
ClimeEvent C/800/40/20	2085x1415x2810	950x1100x800	-42	+180	20.0	20.0				8000	3000	+10	+95						500
ClimeEvent C/800/70/20	2085x1415x3210	950x1100x800	-72	+180	20.0	20.0				8000	8000	+10	+95						500
ClimeEvent C/1300/40/20	2085x1415x3335	950x1100x1325	-42	+180	20.0	20.0				8000	3000	+10	+95						500
ClimeEvent C/1300/70/20	2085x1415x3735	950x1100x1325	-72	+180	20.0	20.0				8000	8000	+10	+95						500
With temperature-changing speed of 25 K/min																			
ClimeEvent C/270/70/25	1950x895x2080	750x580x615	-72	+180	25.0	25.0	±0.1 to ±0.5	±0.5 to ±2.0	≤2.0	8000	8000	+10	+95	-3.0 to +94.0	10.0 to 98.0	±1.0 to ±3.0	±0.1 to ±0.3	±0.5 to ±1.0	400
ClimeEvent C/480/70/25	2535x1115x2910	950x800x650	-72	+180	25.0	25.0				8000	8000	+10	+95						500
ClimeEvent C/800/70/25	2085x1415x3210	950x1100x800	-72	+180	25.0	25.0				8000	8000	+10	+95						500
ClimeEvent C/1300/70/25	2085x1415x3735	950x1100x1325	-72	+180	25.0	25.0				8000	8000	+10	+95						500
Test chambers with extra high test spaces																			
ClimeEvent C/1600/40/3/H	2100x1415x2800	1500x1100x950	-40	+180	3.0	3.0	±0.1 to ±0.5	±0.5 to ±2.0	≤4.0	5000	2000	+10	+95	-3.0 to +94.0	10.0 to 98.0	±1.0 to ±3.0	±0.1 to ±0.3	±0.5 to ±1.0	500
ClimeEvent C/1600/70/3/H	2100x1415x2800	1500x1100x950	-72	+180	3.0	3.0				5000	5000	+10	+95						500
ClimeEvent C/1600/40/5/H	2100x1415x2800	1500x1100x950	-40	+180	5.0	5.0				8000	3000	+10	+95						500
ClimeEvent C/1600/70/5/H	2100x1415x2800	1500x1100x950	-72	+180	5.0	5.0				8000	8000	+10	+95						500
ClimeEvent C/2450/40/2/H	2100x1415x3300	1500x1100x1475	-40	+180	2.0	2.0				5000	2000	+10	+95						500
ClimeEvent C/2450/70/2/H	2100x1415x3300	1500x1100x1475	-72	+180	2.0	2.0				5000	5000	+10	+95						500
ClimeEvent C/2450/40/4/H	2100x1415x3300	1500x1100x1475	-40	+180	4.0	4.0				8000	3000	+10	+95						500
ClimeEvent C/2450/70/4/H	2100x1415x3300	1500x1100x1475	-72	+180	4.0	4.0				8000	8000	+10	+95						500
ClimeEvent C/3100/40/2/H	2750x1415x3600	2075x1100x1325	-40	+180	2.0	2.0				5000	2000	+10	+95						500
ClimeEvent C/3100/70/2/H	2750x1415x3600	2075x1100x1325	-72	+180	2.0	2.0				5000	5000	+10	+95						500
ClimeEvent C/3100/40/4/H	2750x1415x3600	2075x1100x1325	-40	+180	4.0	4.0				8000	3000	+10	+95						500
ClimeEvent C/3100/70/4/H	2750x1415x3600	2075x1100x1325	-72	+180	4.0	4.0				8000	8000	+10	+95						500

Our innovative Test Chambers are available as **weiss**technik or **vötsch**technik.

Convincing technology. Reliable results.

The performance data at a glance.

Type	Exterior housing dimensions ¹ , H x W x D	Test space dimensions, H x W x D	Minimum temperature ²	Maximum temperature	Temperature-changing rate cooling ³	Temperature-changing rate heating ³	Temperature deviation in time ⁴	Temperature homogeneity in space ⁵	Temperature gradient ⁶	Maximum heat compensation at +20 °C ⁷	Heat compensation at -20 °C	Minimum temperature ²	Maximum temperature	Dewpoint temperature range ⁸	Humidity range	Humidity constancy in time ⁹	Temperature homogeneity in time ⁴	Temperature homogeneity in space ⁵	Maximum heat compensation ⁷
	mm	mm	°C	°C	K/min	K/min	K	K	K	W	W	°C	°C	°C	% RH	% RH	K	K	W
PERFORMANCES FOR			TEMPERATURE TESTS									CLIMATE TESTS							
Test chambers with extra wide test spaces																			
ClimeEvent C/2700/40/2/W	2250x3800x1555	1150x1990x1200	-40	+180	2.0	2.0	±0.3 to ±1.0	±0.5 to ±2.0	≤4.0	5000	2000	+10	+90	+5.0 to +89.0	10.0 to 98.0	±1.0 to ±3.0	±0.1 to ±0.5	±1.0 to ±1.5	500
ClimeEvent C/2700/70/2/W	2250x3800x1555	1150x1990x1200	-72	+180	2.0	2.0				5000	5000	+10	+90						500
ClimeEvent C/2700/40/4/W	2250x3800x1555	1150x1990x1200	-40	+180	4.0	4.0				8000	3000	+10	+90						500
ClimeEvent C/2700/70/4/W	2250x3800x1555	1150x1990x1200	-72	+180	4.0	4.0				8000	8000	+10	+90	500					
ClimeEvent C/3600/40/2/W	2250x3800x1555	1510x1990x1200	-40	+150	2.0	2.0				5000	2000	+10	+90	+5.0 to +85.0	10.0 to 95.0	±3.0 to ±5.0			500
ClimeEvent C/3600/70/2/W	2250x3800x1555	1510x1990x1200	-72	+150	2.0	2.0				5000	5000	+10	+90						500
ClimeEvent C/3600/40/4/W	2250x3800x1555	1510x1990x1200	-40	+150	4.0	4.0				8000	3000	+10	+90	500					
ClimeEvent C/3600/70/4/W	2250x3800x1555	1510x1990x1200	-72	+150	4.0	4.0				8000	8000	+10	+90	500					
Calibration values (factory calibration):	+80 °C and -25 °C for ClimeEvent C/270/40/10 to C/1300/40/20, C/1600/40/3/H to C/3100/40/4/H and C/2700/40/2/W to C/3600/40/4/W											+23 °C/50% RH, +55 °C/93% RH and +90 °C/90% RH for ClimeEvent C/270/40/10 to C/1300/70/25 and C/1600/70/3/H to C/2700/70/4/W							
	+80 °C and -40 °C for ClimeEvent C/270/70/10 to C/1300/70/25, C/1600/70/3/H to C/3100/70/4/H and C/2700/70/2/W to C/3600/70/4/W											+23 °C/50% RH, +55 °C/93% RH and +85 °C/85% RH for ClimeEvent C/3600/40/2/W to C/3600/70/4/W							

¹The required clearances can be reduced by dismounting components.

²Temperatures >+5 °C are permitted in continuous operation; temperatures <+5 °C are permitted discontinuously or with the addition of a compressed air dryer.

³According to IEC 60068-3-5; average, measured in the supply air.

⁴In the middle of the test space when it is empty and in steady state, without specimen, without heat radiation and without additional equipment, depending on temperature.

⁵Relative to the selected set point in the temperature range from the minimum temperature up to +150 °C and/or at humidity >20% RH.

⁶Up to +150 °C according to IEC 60068-3-5:2001 and/or JJF 1101-2003.

⁷At +20 °C for temperature tests/in the range from +25 °C to max. temperature at a relative humidity up to 90% RH for climate tests.

⁸Discontinuous operation (+4 to -3 °C).

⁹In the middle of the test space and in steady state, depending on climate value.

The performance data refer to +25 °C ambient temperature and +18 °C cooling water temperature, 400 V/50 Hz nominal voltage, without specimen, without optional equipment and without heat compensation. The product needs fluorinated gases for functioning. Depending on the type, it contains refrigerants R449A and R23.

We reserve the right to make any technical changes without prior notice.

Become more efficient.

Our solutions will save you time and money.

Get the most out of your test facility.



Create your own perfect testing process with the SIMPATI® software package.

Process management/documentation/networking

- Up to 99 systems can be connected
- Programs for automated processes
- Documentation, visualisation and management of process data
- Traceability of process data for seamless quality control

Quicker, longer, harder.

Test Chambers for special requirements.

Is there an explosion hazard originating from your product? Do you want to carry out a weathering test on your product including temperature change and UV rays? No problem! On request, we will equip your Test Chamber with explosion protection or an irradiation unit. Integration of further parameters is also possible - contact us!



We measure ourselves by our service!

Our services - lots of good reasons:

- Global service network
- Wide selection of preventive maintenance
- Reliable spare part supply
- Special deployments available any time
- Certified proper disposal of outdated devices

You can always find a **weisstechnik** expert near you.

24/7-Service-Helpline:
+49 1805 666 556

Passionately innovative.

We work in partnership to support companies in research, development, production and quality assurance.
With 22 companies in 15 countries at 40 locations.

weisstechnik

Test it. Heat it. Cool it.



Environmental Simulation

The first choice for engineers and researchers for innovative, safe environmental simulation facilities. In fast motion, our test systems can simulate all the influences in the world as well as for instance in space. In temperature, climate, corrosion, dust or combined stress tests. With a very high degree of reproducibility and precision.



Heat Technology

Experienced engineers and designers develop, plan and produce high-quality, reliable heat technology systems for a broad range of applications from heating and drying cabinets to microwave systems and industrial furnaces.



Climate Technology, Air Dehumidification, Clean Rooms

As the leading provider of clean rooms, climate technology and air dehumidification, we consistently ensure optimal climatic conditions for people and machines. For industrial production processes, in hospitals, mobile operation tents or in the field of information and telecommunications technology. From project planning to implementation.



Clean Air and Containment Systems

With decades of experience and know-how, we guarantee the most sophisticated clean air and containment solutions. Our comprehensive and innovative range of products includes barrier systems, laminar flow systems, safety workbenches, isolators and airlocks.

Weiss Umwelttechnik GmbH

Greizer Straße 41-49
35447 Reiskirchen/Germany
T +49 6408 84-0
info@weiss-technik.com

Vötsch Industrietechnik GmbH

Environmental Simulation
Beethovenstraße 34
72336 Balingen/Germany
T +49 7433 303-0
info@weiss-technik.com

www.weiss-technik.com



UT-ClimeEvent-01.4E/PP 1.0/10 2018